

# Vizi Wash Z19



Light Efficiency:

8 Lumen/Watt

Dominant Wavelength:

627 nm

Output:

623 lm

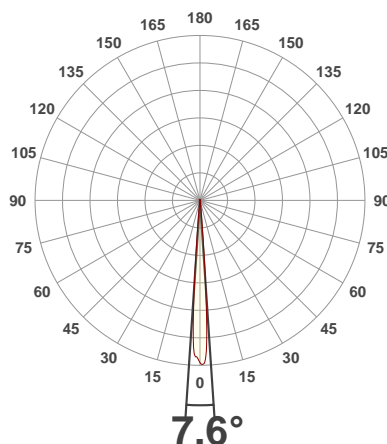
Power:

73.6 W

Peak:

39446 cd

Beam Angle



Test:

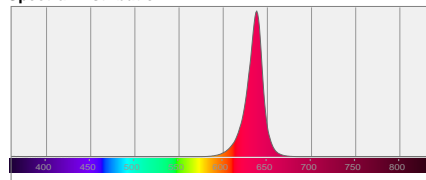
Zoom In Red

Date:

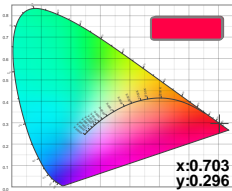
8/29/2019

Note:

Spectral Distribution



Color Coordinates



Zoom Color Point



Distance (meter)

1

Distance (feet)

3.3

3

9.8

5

16.4

7

22.9

10

32.8

Lux\*

7.6°

Foot Candles\*

\*measured at  
center of beam

Beam Width (meter)

Beam Width (feet)

0.1

0.4

0.4

1.3

0.7

2.2

0.9

3.1

1.3

4.4

Beam Angle 50%	Field Angle 10%	Cutoff Angle 2,5%	Intensity Ratio in 120° Cone	Intensity Ratio in 90° Cone
7.6°	10.5°	12.6°	99.3%	99.2%

Beam Intensities from 1-20m

m	1	2	3	4	5	6	7	8	9	10	11	12	13	14	15	16	17	18	19	20
ft	3.3	6.6	9.8	13.1	16.4	19.7	23	26.2	29.5	32.8	36.1	39.4	42.7	45.9	49.2	52.5	55.8	59.1	62.3	65.6
lx	39019	9755	4335	2439	1561	1084	796	610	482	390	322	271	231	199	173	152	135	120	108	98
fcd	3625	906.3	402.8	226.6	145	100.7	74	56.6	44.8	36.3	30	25.2	21.4	18.5	16.1	14.2	12.5	11.2	10	9.1